

Dear Rising First Grade Parents,

Happy Summer! Congratulations on your child's recent graduation from kindergarten! We're so proud of how hard they've worked all year long to accomplish such a milestone moment, and can't wait to have them in first grade this fall!



While we're all excited to begin a well-deserved summer break, we also want to continue that momentum and not lose ground over the summer months. To encourage continued progress, we would like your child to complete the following...

- *Reading Logs (one for each month)- Color in one picture each time you read a book or someone reads to you.
- *Journal Pages-write about/illustrate one fun event from each week. It can be about a special place you visited, a family vacation or Summer camp, or just how you're spending time at home!
- *Practice sight words- these first 100 words make up a good bit of the reading done at this level, so knowing these will give your child a successful start. You may buy stickers for this, or students may draw a star, smiley face, etc.
- *IXL Practice- review those kindergarten skills and record on the log attached. An additional page is provided in case all kindergarten skills are mastered.




Have fun learning! We look forward to seeing you in August!



- First Grade Teachers













June Reading Log



Name : _____

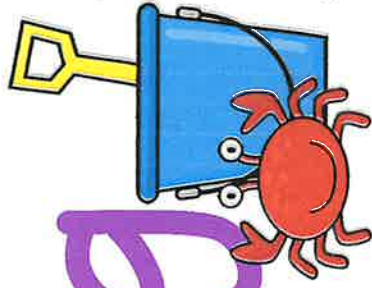
Directions:

Color in one sun each time you read a book or someone reads a book to you. When all of the suns are colored, bring this reading log on the first day of school and give to your teacher for a prize. Happy reading!



Parent Signature: _____









July Reading Log



Name : _____

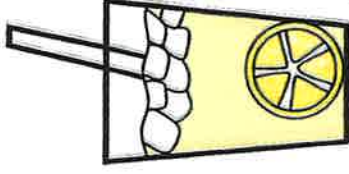
Directions:

Color in one seashell each time you read a book or someone reads a book to you. When all of the suns are colored, bring this reading log on the first day of school and give to your teacher for a prize. Happy reading!



Parent Signature: _____



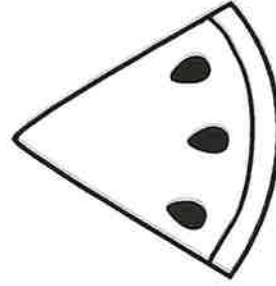









August Reading Log



Name : _____


Directions:

Color in one watermelon slice each time you read a book or someone reads a book to you. When all of the suns are colored, bring this reading log on the first day of school and give to your teacher for a prize. Happy reading!




Parent Signature: _____

Take a deep breath and try read the sight words from the top to the bottom without stopping. Keep trying until you read all of the words correctly in one breath! Once you've read them three times correctly, move to the next column!




the
of
and
a
to
you
that
it
he
was

I DID IT!



for
on
are
as
with
his
they
I
at
be


I DID IT!




this
have
from
or
one
had
by
words
but
not

I DID IT!


Take a deep breath and try read the sight words from the top to the bottom without stopping. Keep trying until you read all of the words correctly in one breath! Once you've read them three times correctly, move to the next column!



what
all
were
we
when
your
can
said
there
use
I DID IT!




an
each
which
she
do
how
their
if
will
up
I DID IT!




other
about
out
many
then
them
these
so
some
her
I DID IT!

Take a deep breath and try read the sight words from the top to the bottom without stopping. Keep trying until you read all of the words correctly in one breath! Once you've read them three times correctly, move to the next column!




would
make
like
him
into
time
has
look
two
more

I DID IT!



write
go
see
number
no
way
could
people
my
than


I DID IT!



first
water
been
called
who
am
its
now
find
long

I DID IT!

Take a deep breath and try read the sight words from the top to the bottom without stopping. Keep trying until you read all of the words correctly in one breath! Once you've read them three times correctly, move to the next column! "Stumped"? Write them in the empty boxes to practice later!



down

day

did

te

come

five


four

there

one

right

**I KNOW
ALL MY
WORDS!**



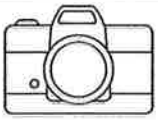
I DID IT!



didit

This week I...

Date: _____



This week I... Date: _____



This week I... Date: _____

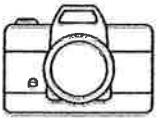


This week I... Date: _____



A large rectangular frame for drawing or writing, occupying the bottom half of the page.

This week I... Date: _____



This week I... Date: _____



A large rectangular frame for drawing or writing, occupying the bottom half of the page.

Date: _____

This week I...





Rising First Grade IXL Log



Name _____

Directions: Please complete the following chart as you solve problems on www.ixl.com. Rising first graders are asked to complete a minimum of 3 hours of IXL reviewing all **Kindergarten** skills listed. Please DO NOT begin work on first grade skills until ALL Kindergarten skills have been mastered. Bring this log during the first week of school for a special treat! Happy learning! 😊 ****Please note: IXL updates their skills over the summer. If you notice that a skill letter/number does not match the description, or is missing, please find a related topic to complete. Then fill it out in the form below.****

Date	Section/Skill (Please highlight the skill once it is mastered.)	# of Problems Completed	Time Spent
	QKR — Count pictures – up to 5		
	TCN — Same and different		
	TNC — Count scattered shapes - up to 5		
	QJF — Top, middle, and bottom		
	5H4 — Count out stickers		
	N2C — Classify and sort by shape		
	WH7—Show numbers with cubes – up to 5		
	CDD — Shape patterns		
	WFX — Represent numbers with pictures – up to 5		
	UDU — What comes next?		
	7TB — Count pictures – up to 10		
	9T7 — Long and short		
	QQQ — Count on ten frames – up to 10		
	YV9 — Fewer, more, and same		
	TGW — Show numbers on ten frames		
	67G — Put together numbers using cubes – sums up to 5		
	XHN — Name the shape		
	9D4 — Count pictures – up to 20		
	RTA — Fewer and more – compare by counting		
	DSD — Circles, squares, triangles, and rectangles		



Parent Signature: _____

Other Ways to Practice Math

****The goal for the summer is for all students to enter first grade ready to begin learning ALL basic facts. We will work towards automatic recall of these facts. The following are possible fun ways for our child to begin practicing these facts.****

1. Flashcards (Addition and Subtraction)

2. Dice Roll—Add 2 dice together

3. Math Games

4. iPad Apps

a. Splash Learn

b. Number Fun

c. Math Facts

d. King of Math

e. Money4Kids

f. Exact Change

g. MultiGenius

h. Count Money

i. Amazing Coin

j. Sushi Monster

5. Computer Math Games

www.coolmath.com, www.abcya.com,

www.funbrain.com, www.bigbrainz.com