

Dear Parents/Guardians,

I hope that you have enjoyed your experience in first grade! We are thankful to the wonderful teachers who have worked with your children to set the foundation for their future.

We wish you and your families a wonderful and well-deserved summer break that will refuel and refresh everyone for the coming school year. It is so important to unwind and enjoy the relaxing rhythm summer days bring.

However, it is common for students to backslide somewhat during this time on the learning that took place during the school year. For that reason, we wanted to provide some simple tips to help prevent such a backslide.

First and foremost, try to maintain the rhythm of learning without making it seem like school work. Keep it simple and fun. Here are some examples:

1. Read with your children every day or as often as possible for just a brief amount of time. You might take trips to the library and let them find new books that interest them. Let them read for a while, then you read for a while. Kids really do like it when you give them individualized, special time. *Color in a picture of a book for every story your child has read in the 'Book a Day Challenge' packet.*
2. Surprise them with a special notebook and suggest how much fun it might be if they keep a "diary" of their summer days. *(Or they can complete one writing prompt a week in 'The Summer Journal Packet.')* Set aside a special time each day for them to write and share with you their thoughts of the day. Then, without sounding teachery, ask them if they can find anything in their sentence(s) that might need fixing (capitals, periods, spelling, etc.) Guide them to find and make revisions. Make it fun, no pressure! Praise them for their thoughts and writing skills.
3. To keep up their math skills, play a variety of math games; you can find some good ones at mathplayground.com. For those who enjoy coloring or don't have as much time, encourage them to do one of the many color-by-number math sheets. Complete the IXL skills listed. *Check off the skill when your child has scored an 80% or above.*

Students who complete these packets and bring them back to school on the first day of 2nd grade, will receive a special prize!

We hope these tips are beneficial to you and your children. Have a great summer!

Best wishes,
Your 2nd Grade Teachers

Rising Second Grade Math/IXL Log 2022-2023

Name _____

Directions: Please complete the following chart as you solve problems from the **2nd grade skills** on www.ixl.com. Completion of the listed skills is strongly encouraged. Then, feel free to complete other skills as you choose. 😊 Please bring this completed log on the first day of school to receive a treat/treasure box from your teacher.

Check When Completed	Section/Skill
	A.20 Identify numbers as even or odd
	C.1 Ordinal numbers up to 10th
	C.2 Spell word names for numbers up to 20
	C.3 Writing numbers up to 100 in words - convert words to digits
	E.1 Add one-digit numbers - sums to 10
	E.2 Ways to make a number with addition - sums to 10
	E.3 Match addition sentences and models - sums to 10
	E.7 Write addition sentences to describe pictures - sums to 20
	K.1 Related addition facts
	P.1 Names and values of common coins
	P.3 Count money - pennies, nickels, and dimes only
	P.7 Exchanging money - with pictures
	Q.2 Match analog clocks and times
	Q.5 Read clocks and write times
	M.2 Place value models - up to hundreds
	M.6 Place value - up to hundreds
	M.8 Convert to/from a number - tens and ones
	M.14 Convert from expanded form - up to hundreds
	T.1 Name the two-dimensional shape

*** Parent Signature _____

Turn over-->

Other Ways to Practice Math

The goal for the summer is for all students to enter second grade being able to quickly recall ALL basic facts. We're looking for automatic recall of these facts. The following are possible fun ways for your child to practice learning these facts.

1. Flashcards (Addition and Subtraction)

2. Dice Roll- Add 2 dice together

3. Game of Quixx














4. iPad Apps

- ___ Splash Math
- ___ Number Fun
- ___ Math Facts
- ___ Grade 2 Math
- ___ King of Math
- ___ Money4Kids
- ___ Exact Change
- ___ MultiGenius
- ___ Count Money
- ___ Amazing Coin
- ___ Sushi Monster

5. Computer Math Games :

www.mathplayground.com, www.abcya.com, and www.funbrain.com







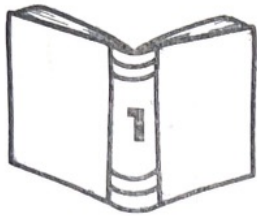
June Book-a-Day Challenge



Read. Travel. Read. Ask. Read. Learn. Read. Connect. Read.


-Dr. Seuss

July Book-a-Day Challenge




*I can read in **red**. I can read in **blue**. I can read in **pickle color**, too. -Dr. Seuss*


MY SUMMER WRITING



**Write a crazy story
about what your
teacher is doing over
summer vacation!**




A series of horizontal lines for writing, consisting of solid top and bottom lines with a dashed middle line for each row. There are 10 such rows available for writing.



**If you could switch
places with your
parents, what would the
new rules be?**


A series of horizontal lines for writing, consisting of solid top and bottom lines with a dashed midline, repeated down the page.

**Describe the
perfect day over
summer break.**



A series of horizontal writing lines for the student's response. Each line set consists of a solid top line, a dashed middle line, and a solid bottom line. There are ten such sets of lines available for writing.

What are you looking forward to about going back to school in the Fall?



A series of horizontal lines for writing, consisting of solid top and bottom lines with a dashed midline, repeated multiple times down the page.



Design the ultimate pool float for a pool party with your friends.

A large writing area consisting of multiple sets of horizontal lines. Each set includes a solid top line, a dashed middle line, and a solid bottom line, providing a guide for handwriting.



Someone bought you a flying car. Where will you take it on vacation?

Handwriting practice area with multiple sets of lines. Each set consists of a solid top line, a dashed middle line, and a solid bottom line, providing a guide for letter height and placement.

Rising Second Grade Supply List

Welcome to 2nd Grade!!



To be prepared on the first day of school, it will be necessary for your child to have the following materials. For ease of classroom management, please make every effort to have the specified color or brand listed. We have found that this really helps with organization, as well as with the duration of the supplies. Feel free to drop off supplies at Open House! When you drop off your student's supplies please label any reusable bags so that I can return them to the appropriate family. Thank you!



Classroom Essentials

- Adventure Bible with pre-labeled tabs attached
- 1 pair of headphones labeled with name
- 2 composition notebooks (please no spiral bound notebooks)
- 2 MEAD three-prong two-pocket folder (Red and Green plastic)
- 1-3 ring zipper pouch (needs to be large enough to hold colored pencils and markers-No Boxes Please!)
- 1 pair scissors labeled with name
- 4 white block erasers
- 10 Elmer's glue sticks
- 1 pack of Crayola twistable colored pencils
- 1 box of Crayola Classic Broadline markers
- 6 Black Expo Dry Erase Markers (Thin)
- 1 container of Play dough (Any color)
- 1 clipboard-labeled with name
- 1 small whiteboard-labeled with name (approx 8x10)
- 1/2 inch Clear View Three-Ring Binder (White-with clear outside sleeve)
- 1 pack of 5 pocket dividers to go in the binder (plastic-the kind with pockets)
- 1 package of heavy duty sheet protectors
- 1 box of bandaids

Cleaning Essentials

- 1 multi-box pack tissues
- 3 bottles of Clorox Wipes
- 3 rolls paper towels
- 1 pack of 8oz. water bottles labeled NURSE
- A double roll of paper towels labeled ART

STEM Supply Wish List

- Dixie Cups
- Brown paper bags (all sizes)
- Tissue paper
- Acrylic paint
- Masking tape
- Recycled paper towel/toilet paper rolls
- Straws
- Pipe cleaners

Classroom Supply Wish List

- Laminating sheets
- Double sided Scotch tape
- Cardstock paper (white)
- Colored copy paper
- Stickers of all kinds
- Command Strips
- White out tape (No liquid please!)
- White Sticky Tack
- Staples
- Gift cards for Target, Teachers Pay Teachers, Amazon, Walmart



STEM Supply Wish List

STEM Supply Wish List

- Dixie Cups
- Brown paper bags (all sizes)
- Tissue paper
- Acrylic paint
- Paint brushes
- Masking tape
- Hot glue sticks
- Recycled paper towel/toilet paper rolls
- Straws
- Pipe cleaners

Classroom Supply Wish List

- Laminating sheets
- Copy paper
- Cardstock paper
- Colored copy paper
- Stickers of all kinds
- Command Strips
- White out tape (No liquid please!)
- White Sticky Tack
- Staples
- Gift cards for Target, Teachers Pay Teachers, Amazon, Walmart

Classroom Supply Wish List

- Laminating sheets
- Double sided Scotch tape
- Cardstock paper (white)
- Colored copy paper
- Stickers of all kinds
- Command Strips
- White out tape (No liquid please!)
- White Sticky Tack
- Staples
- Gift cards for Target, Teachers Pay Teachers, Amazon, Walmart

STEM Supply Wish List

- Dixie Cups
- Brown paper bags (all sizes)
- Tissue paper
- Acrylic paint
- Masking tape
- Recycled paper towel/toilet paper rolls
- Straws
- Pipe cleaners